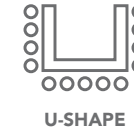









MEETING ROOMS

CAPACITIES



	ROOM SIZE	TOTAL SQUARE	CEILING FT.	THEATER	CLASSROOM	CONFERENCE	H-SQUARE	U-SHAPE	BANQUET 10
Classic Room	70 x 40	2,800	14	400	180	64	90	75	300
Classic Patio	70 x 40	2,800	14	400	180	64	90	75	300
Grand Ball Room	77 x 107	8,239	14	1,000	675	76	125	170	700
Grand Ball Room <i>partitioned</i>	38.5 x 107	4,120	14	500	337	40	125	170	350
Davenport Suite 1	34 x 16.8	571.2	10	90	15	22	20	40	50
Rochelle Suite 2	14 x 12	168	10	30	9	16	N/A	N/A	20
Greentree Suite 3	19 x 16	304	9	40	12	16	N/A	N/A	30